

EN

Instruction Manual

Thank you for purchasing this product. Before use, please read the instruction manual carefully.

After reading, please keep the manual for reference.

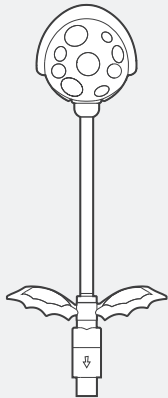


Caution

**Parents / Guardians:
Please read the following
information carefully.**

- This is not a toy. Keep this product and packaging materials away from young children and pets. Packaging items may be swallowed. The cable can coil around the neck.
- Keep this product away from small children or infants. Seek medical attention immediately if any small parts are swallowed.
- Keep the product away from dusty or humid areas.
- Do not use this product if it has been damaged or modified.
- Do not get this product wet. This may cause an electric shock or malfunction.
- Do not place this product near heat sources or leave under direct sunlight for an extended period. Overheating may cause malfunction.
- Do not use this product with a USB hub. The product may not function properly.
- Do not touch the metal parts of the USB plug.
- Do not pull the cable to unplug the product from the console. Doing so may cause the cable to break or become damaged.
- Be careful not to get your foot caught on the cable. Doing so may cause bodily injury or damage to the cable.
- Do not bend the cables roughly or use the cables while they are bundled.
- Do not twist the flexible camera arm. Doing so may damage the product or break the wire.
- Do not apply strong impact or weight on the product.
- Do not disassemble, modify or attempt to repair this product.
- If product needs cleaning, use only a soft dry cloth. Do not use any chemical agents like benzene or thinner.
- Do not use this product for anything other than its intended purpose. We are not responsible for any accidents or damages in the event of use other than the intended purpose.
- Please only use a compatible USB-C™ cable to connect to the Base's lower USB-C™ Port.
- Please do not connect anything other than the Camera Unit's USB-C™ Connector to the Base's upper USB-C™ Port.

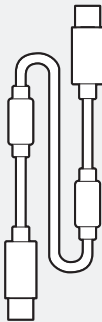
Contents



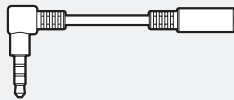
Camera Unit × 1




Base × 1



USB cable
(USB-C™ to USB-C™)
× 1

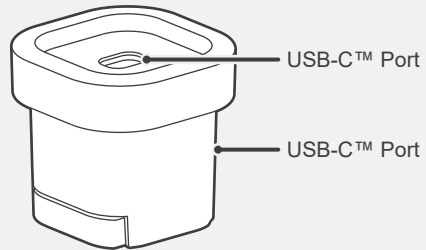
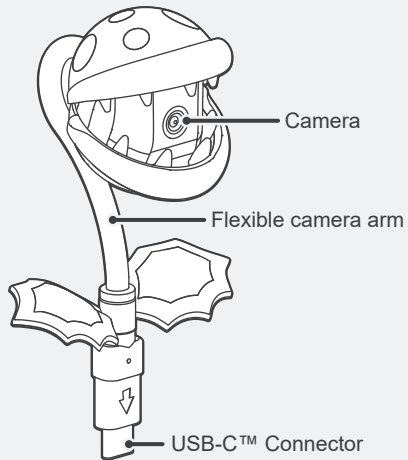


3.5mm Stereo Right
Angle Adapter
× 1

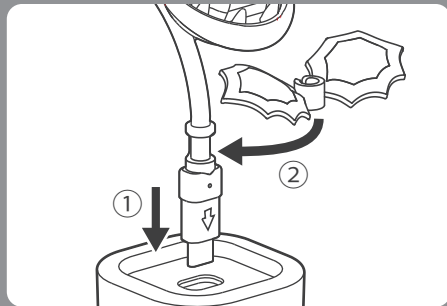


Instruction
Manual
× 1

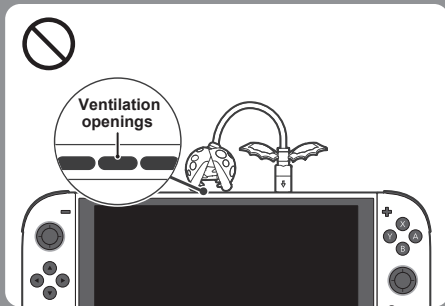
Layout



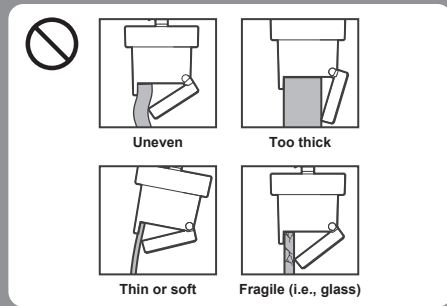
Check before use-1



Please attach the included leaf part after connecting the Camera Unit to the Nintendo Switch™ 2 console or Base.

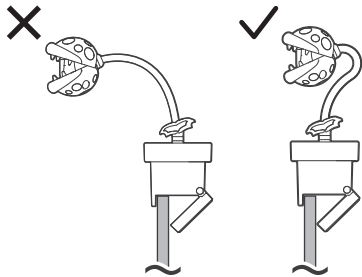


Please make sure that parts of this product are not blocking the ventilation openings of the Nintendo Switch™ 2 console when in use.

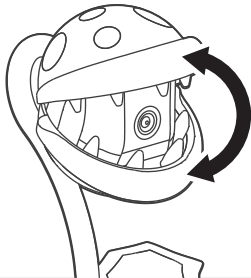


When using this product in TV mode, please do not mount it to the TV in an unstable way such as shown above. Doing so may cause the product to fall.

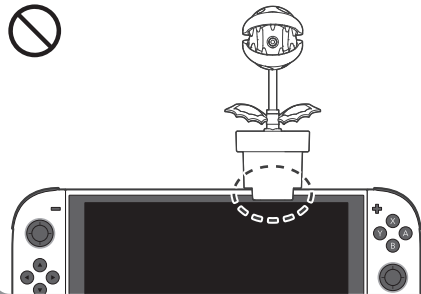
Check before use-2



When mounting to a TV, please center the camera over the base so it does not fall.

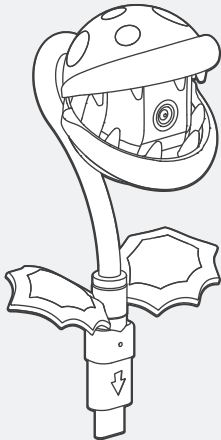


Please open the mouth portion so the camera lens is visible before using.



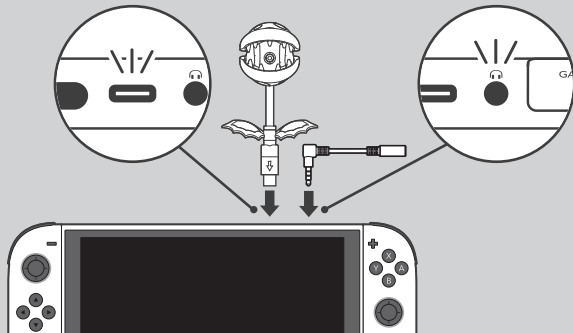
The Base cannot be mounted directly to the Nintendo Switch™ 2 console.

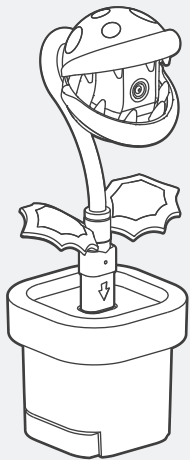
Setup



When using the Camera Unit by itself


Please use the included 3.5mm Right-Angle adapter if the headphone plug touches the camera unit or leaf parts.



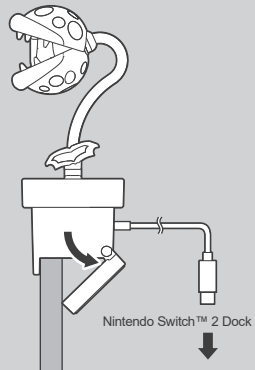


When using the Camera Unit with the Base

A



B



Specifications

Camera Unit

External Dimensions	: W 6.5 × D 4.4 × H 15 cm
---------------------	---------------------------

Weight	: 30 g
--------	--------

Connection Type	: USB-C™
-----------------	----------

Camera resolution	: 640 × 480
-------------------	-------------

Frame Rate	: 30fps
------------	---------

View Angle	: 85°
------------	-------

Base

External Dimensions	: W 4.9 × D 4.9 × H 4.7 cm
---------------------	----------------------------

Weight	: 80 g
--------	--------

Connection Type	: USB-C™
-----------------	----------

USB cable (USB-C™ to USB-C™)

Cable Length	: 1.5 m
--------------	---------

3.5mm Stereo Right Angle Adapter

Cable Length	: 8 cm
--------------	--------

PRODUCT DISPOSAL INFORMATION

Where you see this symbol on any of our electrical products or packaging, it indicates that the relevant electrical product or battery should not be disposed of as general household waste in Europe. To ensure the correct waste treatment of the product and battery, please dispose of them in accordance with any applicable local laws or requirements for disposal of electrical equipment or batteries. In so doing, you will help to conserve natural resources and improve standards of environmental protection in treatment and disposal of electrical waste.



For customer support in Europe, please email info@horiuk.com
For Europe & Middle East : <https://hori.co.uk/policies/>

To contact AIC, the official representative of HORI in KSA,
please contact us via email or phone.

Email: info@aic.com.sa

Phone number: 8001010029



For more details, you may visit HORI in KSA website: hori.aic.com.sa

Internet, Nintendo Account and Nintendo Switch Online membership (sold separately) may be required for chat features.

Actual product may differ from image.

The manufacturer reserves the right to change the product design or specifications without notice.

©Nintendo. Nintendo Switch is a trademark of Nintendo.

USB-C is a registered trademark of USB Implementers Forum.

HORI & HORI logo are registered trademarks of HORI.

All other trademarks are the property of their respective owners.